

































**Schedule A**  
**WETA-FM (1342)**  
**Arlington, VA**

**NFFS Excluded?**

If you have an NFFS Exclusion, please click the "NFFS X" button, and enter your NFFS data.

| Source of Income  | 2020 data | 2021 data | Revision |
|---|-----------|-----------|----------|
| 1. Amounts provided directly by federal government agencies   | \$0       | \$0       | \$       |
| A. Grants for facilities and other capital purposes   | \$0       | \$0       | \$       |
| B. Department of Education  | \$0       | \$0       | \$       |
| C. Department of Health and Human Services  | \$0       | \$0       | \$       |
| D. National Endowment for the Arts and Humanities   | \$0       | \$0       | \$       |
| E. National Science Foundation  | \$0       | \$0       | \$       |
| F. Other Federal Funds (specify)  | \$0       | \$0       | \$       |
| 2. Amounts provided by Public Broadcasting Entities   | \$432,018 | \$545,115 | \$       |
| A. CPB - Community Service Grants   | \$357,018 | \$317,356 | \$       |
| B. CPB - all other funds from CPB (e.g. DDF, RTL, Programming Grants)   | \$75,000  | \$227,759 | \$       |
| Variance greater than 25%.  |           |           |          |
| C. PBS - all payments except copyright royalties and other pass-through payments. See Guidelines for details.                   | \$0       | \$0       | \$       |
| D. NPR - all payments except pass-through payments. See Guidelines for details.   | \$0       | \$0       | \$       |
| E. Public broadcasting stations - all payments  | \$0       | \$0       | \$       |
| F. Other PBE funds (specify)  | \$0       | \$0       | \$       |
| 3. Local boards and departments of education or other local government or agency sources  | \$0       | \$0       | \$       |
| 3.1 NFFS Eligible   | \$0       | \$0       | \$       |
| A. Program and production underwriting  | \$0       | \$0       | \$       |
| B. Grants and contributions other than underwriting   | \$0       | \$0       | \$       |
| C. Appropriations from the licensee   | \$0       | \$0       | \$       |
| D. Gifts and grants for facilities and equipment as restricted by the donor or received through a capital campaign (Radio only) | \$0       | \$0       | \$       |
| E. Gifts and grants received through a capital campaign but not for facilities and equipment                                    | \$0       | \$0       | \$       |
| F. Other income eligible as NFFS (specify)  | \$0       | \$0       | \$       |
| 3.2 NFFS Ineligible   | \$0       | \$0       | \$       |
| A. Rental income  | \$0       | \$0       | \$       |
| B. Fees for services  | \$0       | \$0       | \$       |
| C. Licensing fees (not royalties – see instructions for Line 15)  | \$0       | \$0       | \$       |
| D. Gifts and grants for facilities and equipment as restricted by the donor or received through a capital campaign (TV only)    | \$0       | \$0       | \$       |

|   |     |     |  |
|---|-----|-----|--|
| E. Other income ineligible for NFFS inclusion   | \$0 | \$0 | \$     |
| 4. State boards and departments of education or other state government or agency sources  | \$0 | \$0 | \$    |
| 4.1 NFFS Eligible   | \$0 | \$0 | \$    |
| A. Program and production underwriting  | \$0 | \$0 | \$    |
| B. Grants and contributions other than underwriting   | \$0 | \$0 | \$    |
| C. Appropriations from the licensee   | \$0 | \$0 | \$    |
| D. Gifts and grants for facilities and equipment as restricted by the donor or received through a capital campaign (Radio only) | \$0 | \$0 | \$    |
| E. Gifts and grants received through a capital campaign but not for facilities and equipment                                    | \$0 | \$0 | \$    |
| F. Other income eligible as NFFS (specify)  | \$0 | \$0 | \$    |
| 4.2 NFFS Ineligible   | \$0 | \$0 | \$    |
| A. Rental income  | \$0 | \$0 | \$    |
| B. Fees for services  | \$0 | \$0 | \$    |
| C. Licensing fees (not royalties – see instructions for Line 15)  | \$0 | \$0 | \$    |
| D. Gifts and grants for facilities and equipment as restricted by the donor or received through a capital campaign (TV only)    | \$0 | \$0 | \$    |
| E. Other income ineligible for NFFS inclusion   | \$0 | \$0 | \$    |
| 5. State colleges and universities  | \$0 | \$0 | \$  |
| 5.1 NFFS Eligible   | \$0 | \$0 | \$  |
| A. Program and production underwriting  | \$0 | \$0 | \$  |
| B. Grants and contributions other than underwriting   | \$0 | \$0 | \$  |
| C. Appropriations from the licensee   | \$0 | \$0 | \$  |
| D. Gifts and grants for facilities and equipment as restricted by the donor or received through a capital campaign (Radio only) | \$0 | \$0 | \$  |
| E. Gifts and grants received through a capital campaign but not for facilities and equipment                                    | \$0 | \$0 | \$  |
| F. Other income eligible as NFFS (specify)  | \$0 | \$0 | \$  |
| 5.2 NFFS Ineligible   | \$0 | \$0 | \$  |
| A. Rental income  | \$0 | \$0 | \$  |
| B. Fees for services  | \$0 | \$0 | \$  |
| C. Licensing fees (not royalties – see instructions for Line 15)  | \$0 | \$0 | \$  |
| D. Gifts and grants for facilities and equipment as restricted by the donor or received through a capital campaign (TV only)    | \$0 | \$0 | \$  |
| E. Other income ineligible for NFFS inclusion   | \$0 | \$0 | \$  |
| 6. Other state-supported colleges and universities  | \$0 | \$0 | \$  |
| 6.1 NFFS Eligible   | \$0 | \$0 | \$  |
| A. Program and production underwriting  | \$0 | \$0 | \$  |

|   |             |           |    |
|---|-------------|-----------|----|
| B. Grants and contributions other than underwriting   | \$0         | \$0       | \$ |
| C. Appropriations from the licensee   | \$0         | \$0       | \$ |
| D. Gifts and grants for facilities and equipment as restricted by the donor or received through a capital campaign (Radio only) | \$0         | \$0       | \$ |
| E. Gifts and grants received through a capital campaign but not for facilities and equipment                                    | \$0         | \$0       | \$ |
| F. Other income eligible as NFFS (specify)  | \$0         | \$0       | \$ |
| 6.2 NFFS Ineligible   | \$0         | \$0       | \$ |
| A. Rental income  | \$0         | \$0       | \$ |
| B. Fees for services  | \$0         | \$0       | \$ |
| C. Licensing fees (not royalties – see instructions for Line 15)  | \$0         | \$0       | \$ |
| D. Gifts and grants for facilities and equipment as restricted by the donor or received through a capital campaign (TV only)    | \$0         | \$0       | \$ |
| E. Other income ineligible for NFFS inclusion   | \$0         | \$0       | \$ |
| 7. Private colleges and universities  | \$0         | \$0       | \$ |
| 7.1 NFFS Eligible   | \$0         | \$0       | \$ |
| A. Program and production underwriting  | \$0         | \$0       | \$ |
| B. Grants and contributions other than underwriting   | \$0         | \$0       | \$ |
| C. Appropriations from the licensee   | \$0         | \$0       | \$ |
| D. Gifts and grants for facilities and equipment as restricted by the donor or received through a capital campaign (Radio only) | \$0         | \$0       | \$ |
| E. Gifts and grants received through a capital campaign but not for facilities and equipment                                    | \$0         | \$0       | \$ |
| F. Other income eligible as NFFS (specify)  | \$0         | \$0       | \$ |
| 7.2 NFFS Ineligible   | \$0         | \$0       | \$ |
| A. Rental income  | \$0         | \$0       | \$ |
| B. Fees for services  | \$0         | \$0       | \$ |
| C. Licensing fees (not royalties – see instructions for Line 15)  | \$0         | \$0       | \$ |
| D. Gifts and grants for facilities and equipment as restricted by the donor or received through a capital campaign (TV only)    | \$0         | \$0       | \$ |
| E. Other income ineligible for NFFS inclusion   | \$0         | \$0       | \$ |
| 8. Foundations and nonprofit associations   | \$1,091,788 | \$565,320 | \$ |
| 8.1 NFFS Eligible   | \$1,091,788 | \$565,320 | \$ |

Variance greater than 25%.

|   |           |           |    |
|---|-----------|-----------|----|
| A. Program and production underwriting              | \$0       | \$0       | \$ |
| B. Grants and contributions other than underwriting | \$220,288 | \$119,070 | \$ |

Variance greater than 25%.

|   |           |           |    |
|---|-----------|-----------|----|
| C. Gifts and grants for facilities and equipment as restricted by the donor or received through a capital campaign (Radio only) | \$871,500 | \$446,250 | \$ |
|---|-----------|-----------|----|

Variance greater than 25%.

|  |           |           |    |
|--|-----------|-----------|----|
| D. Gifts and grants received through a capital campaign but not for facilities and equipment                                 | \$0       | \$0       | \$ |
| E. Other income eligible as NFFS (specify)   | \$0       | \$0       | \$ |
| 8.2 NFFS Ineligible  | \$0       | \$0       | \$ |
| A. Rental income   | \$0       | \$0       | \$ |
| B. Fees for services   | \$0       | \$0       | \$ |
| C. Licensing fees (not royalties – see instructions for Line 15)   | \$0       | \$0       | \$ |
| D. Gifts and grants for facilities and equipment as restricted by the donor or received through a capital campaign (TV only) | \$0       | \$0       | \$ |
| E. Other income ineligible for NFFS inclusion  | \$0       | \$0       | \$ |
| 9. Business and Industry   | \$670,296 | \$250,348 | \$ |
| 9.1 NFFS Eligible  | \$670,296 | \$250,348 | \$ |

Variance greater than 25%.

|  |           |           |    |
|--|-----------|-----------|----|
| A. Program and production underwriting | \$460,296 | \$250,348 | \$ |
|--|-----------|-----------|----|

Variance greater than 25%.

|   |           |     |    |
|---|-----------|-----|----|
| B. Grants and contributions other than underwriting   | \$0       | \$0 | \$ |
| C. Gifts and grants for facilities and equipment as restricted by the donor or received through a capital campaign (Radio only) | \$210,000 | \$0 | \$ |

Variance greater than 25%.

|  |             |             |    |
|--|-------------|-------------|----|
| D. Gifts and grants received through a capital campaign but not for facilities and equipment   | \$0         | \$0         | \$ |
| E. Other income eligible as NFFS (specify)   | \$0         | \$0         | \$ |
| 9.2 NFFS Ineligible  | \$0         | \$0         | \$ |
| A. Rental income   | \$0         | \$0         | \$ |
| B. Fees for services   | \$0         | \$0         | \$ |
| C. Licensing fees (not royalties – see instructions for Line 15)   | \$0         | \$0         | \$ |
| D. Gifts and grants for facilities and equipment as restricted by the donor or received through a capital campaign (TV only)   | \$0         | \$0         | \$ |
| E. Other income ineligible for NFFS inclusion  | \$0         | \$0         | \$ |
| 10. Memberships and subscriptions (net of membership bad debt expense)   | \$3,744,085 | \$4,139,983 | \$ |
| 10.1 NFFS Exclusion – Fair market value of premiums that are not of insubstantial value  | \$26,277    | \$29,868    | \$ |
| 10.2 NFFS Exclusion – All bad debt expenses from NFFS eligible revenues including but not limited to pledges, underwriting, and membership (unless netted elsewhere in Schedule A) | \$-878      | \$-27,245   | \$ |
|  | 2020 data   | 2021 data   |    |
| 10.3 Total number of contributors.   | 11,550      | 12,112      |    |

Variance greater than 25%.

|   |           |           |    |  |
|---|-----------|-----------|----|--|
| 11. Revenue from Friends groups less any revenue included on line 10                      | \$0       | \$0       | \$ |  |
|   | 2020 data | 2021 data |    |  |
| 11.1 Total number of Friends contributors.  | 0         | 0         |    |  |
| 12. Subsidiaries and other activities unrelated to public broadcasting (See instructions) | \$0       | \$0       | \$ |  |
| A. Nonprofit subsidiaries involved in telecommunications activities                       | \$0       | \$0       | \$ |  |
| B. NFFS Ineligible – Nonprofit subsidiaries not involved in telecommunications activities | \$0       | \$0       | \$ |  |
| C. NFFS Ineligible – For-profit subsidiaries regardless of the nature of its activities   | \$0       | \$0       | \$ |  |
| D. NFFS Ineligible – Other activities unrelated to public broadcasting                    | \$0       | \$0       | \$ |  |

**Form of Revenue**

|   | 2020 data | 2021 data   | Revision |  |
|---|-----------|-------------|----------|--|
| 13. Auction revenue (see instructions for Line 13)  | \$0       | \$0         | \$       |  |
| A. Gross auction revenue  | \$0       | \$0         | \$       |  |
| B. Direct auction expenses  | \$0       | \$0         | \$       |  |
| 14. Special fundraising activities (see instructions for Line 14)   | \$0       | \$0         | \$       |  |
| A. Gross special fundraising revenues   | \$0       | \$0         | \$       |  |
| B. Direct special fundraising expenses  | \$0       | \$0         | \$       |  |
| 15. Passive income  | \$116,416 | \$104,264   | \$       |  |
| A. Interest and dividends (other than on endowment funds)   | \$116,416 | \$104,264   | \$       |  |
| B. Royalties  | \$0       | \$0         | \$       |  |
| C. PBS or NPR pass-through copyright royalties  | \$0       | \$0         | \$       |  |
| 16. Gains and losses on investments, charitable trusts and gift annuities and sale of other assets (other than endowment funds) | \$184,297 | \$1,138,901 | \$       |  |
| A. Gains from sales of property and equipment (do not report losses)  | \$315     | \$0         | \$       |  |

Variance greater than 25%.

|  |           |           |    |  |
|--|-----------|-----------|----|--|
| B. Realized gains/losses on investments (other than endowment funds) | \$147,108 | \$203,941 | \$ |  |
|--|-----------|-----------|----|--|

Variance greater than 25%.

|   |          |           |    |  |
|---|----------|-----------|----|--|
| C. Unrealized gains/losses on investments and actuarial gains/losses on charitable trusts and gift annuities (other than endowment funds) | \$36,874 | \$934,960 | \$ |  |
|---|----------|-----------|----|--|

Variance greater than 25%.

|   |           |             |    |  |
|---|-----------|-------------|----|--|
| 17. Endowment revenue   | \$382,307 | \$1,504,022 | \$ |  |
| A. Contributions to endowment principal   | \$0       | \$21,000    | \$ |  |
| B. Interest and dividends on endowment funds  | \$164,611 | \$130,110   | \$ |  |
| C. Realized net investment gains and losses on endowment funds (if this is a negative amount, add a hyphen, e.g., "-1,765") | \$150,826 | \$254,495   | \$ |  |

Variance greater than 25%.

|  |  |  |  |  |
|--|--|--|--|--|
| D. Unrealized net investment gains and losses on endowment funds (if this is |  |  |  |  |
|--|--|--|--|--|

a negative amount, add a hyphen, e.g., "-1,765")

\$66,870 \$1,098,417 \$

Variance greater than 25%.

|   |             |             |    |
|---|-------------|-------------|----|
| 18. Capital fund contributions from individuals (see instructions)                              | \$1,460,311 | \$2,352,656 | \$ |
| A. Facilities and equipment (except funds received from federal or public broadcasting sources) | \$1,460,311 | \$2,352,656 | \$ |

Variance greater than 25%.

|          |     |     |    |
|----------|-----|-----|----|
| B. Other | \$0 | \$0 | \$ |
|----------|-----|-----|----|

|   |             |             |    |
|---|-------------|-------------|----|
| 19. Gifts and bequests from major individual donors | \$1,344,567 | \$1,235,746 | \$ |
|   | 2020 data   | 2021 data   |    |

|  |     |     |  |
|--|-----|-----|--|
| 19.1 Total number of major individual donors | 175 | 203 |  |
|--|-----|-----|--|

|                          |           |           |    |
|--------------------------|-----------|-----------|----|
| 20. Other Direct Revenue | \$737,045 | \$729,009 | \$ |
|--------------------------|-----------|-----------|----|

| Description  | Amount    | Revision |
|--|-----------|----------|
| Rentals of studio space, equipment, tower, parking       | \$729,009 | \$       |
| Exclusion Description                                    | Amount    | Revision |
| Rentals of studio space, equipment, tower, parking space | \$729,009 | \$       |

|  |     |     |    |
|--|-----|-----|----|
| Line 21. Proceeds from the FCC Spectrum Incentive Auction, interest and dividends earned on these funds, channel sharing revenues, and spectrum leases | \$0 | \$0 | \$ |
|--|-----|-----|----|

|   |     |     |    |
|---|-----|-----|----|
| A. Proceeds from sale in spectrum auction | \$0 | \$0 | \$ |
|---|-----|-----|----|

|  |     |     |    |
|--|-----|-----|----|
| B. Interest and dividends earned on spectrum auction related revenue | \$0 | \$0 | \$ |
|--|-----|-----|----|

|   |     |     |    |
|---|-----|-----|----|
| C. Payments from spectrum auction speculators | \$0 | \$0 | \$ |
|---|-----|-----|----|

|   |     |     |    |
|---|-----|-----|----|
| D. Channel sharing and spectrum leases revenues | \$0 | \$0 | \$ |
|---|-----|-----|----|

|                             |     |     |    |
|-----------------------------|-----|-----|----|
| E. Spectrum repacking funds | \$0 | \$0 | \$ |
|-----------------------------|-----|-----|----|

|  |              |              |    |
|--|--------------|--------------|----|
| 22. Total Revenue (Sum of lines 1 through 12, 13.A, 14.A, and 15 through 21) | \$10,163,130 | \$12,565,364 | \$ |
|--|--------------|--------------|----|

[Click here to view all NFFS Eligible revenue on Lines 3 through 9.](#)

[Click here to view all NFFS Ineligible revenue on Lines 3 through 9.](#)

## Adjustments to Revenue

|                                  | 2020 data | 2021 data | Revision |
|----------------------------------|-----------|-----------|----------|
| 23. Federal revenue from line 1. | \$0       | \$0       | \$       |

|  |           |           |    |
|--|-----------|-----------|----|
| 24. Public broadcasting revenue from line 2. | \$432,018 | \$545,115 | \$ |
|--|-----------|-----------|----|

Variance greater than 25%.

|  |     |     |    |
|--|-----|-----|----|
| 25. Capital funds exclusion—TV (3.2D, 4.2D, 5.2D, 6.2D, 7.2D, 8.2D, 9.2D, 18A) | \$0 | \$0 | \$ |
|--|-----|-----|----|

|   |           |           |    |
|---|-----------|-----------|----|
| 26. Revenue on line 20 not meeting the source, form, purpose, or recipient criteria | \$737,045 | \$729,009 | \$ |
|---|-----------|-----------|----|

|   |           |             |    |
|---|-----------|-------------|----|
| 27. Other automatic subtractions from total revenue | \$427,392 | \$2,494,436 | \$ |
|---|-----------|-------------|----|

|   |     |     |    |
|---|-----|-----|----|
| A. Auction expenses – limited to the lesser of lines 13a or 13b | \$0 | \$0 | \$ |
|---|-----|-----|----|

|   |     |     |    |
|---|-----|-----|----|
| B. Special fundraising event expenses – limited to the lesser of lines 14a or 14b | \$0 | \$0 | \$ |
|---|-----|-----|----|

|  |       |     |    |
|--|-------|-----|----|
| C. Gains from sales of property and equipment – line 16a | \$315 | \$0 | \$ |
|--|-------|-----|----|

Variance greater than 25%.

|   |           |           |    |
|---|-----------|-----------|----|
| D. Realized gains/losses on investments (other than endowment funds) – line 16b | \$147,108 | \$203,941 | \$ |
|---|-----------|-----------|----|

Variance greater than 25%.

|   |          |           |    |
|---|----------|-----------|----|
| E. Unrealized investment and actuarial gains/losses (other than endowment funds) – line 16c | \$36,874 | \$934,960 | \$ |
|---|----------|-----------|----|

Variance greater than 25%.

|  |           |             |    |
|--|-----------|-------------|----|
| F. Realized and unrealized net investment gains/losses on endowment funds – line 17c, line 17d | \$217,696 | \$1,352,912 | \$ |
|--|-----------|-------------|----|

Variance greater than 25%.

|   |     |     |    |
|---|-----|-----|----|
| G. Rental income (3.2A, 4.2A, 5.2A, 6.2A, 7.2A, 8.2A, 9.2A) | \$0 | \$0 | \$ |
|---|-----|-----|----|

|   |     |     |    |
|---|-----|-----|----|
| H. Fees for services (3.2B, 4.2B, 5.2B, 6.2B, 7.2B, 8.2B, 9.2B) | \$0 | \$0 | \$ |
|---|-----|-----|----|

|  |     |     |    |
|--|-----|-----|----|
| I. Licensing Fees (3.2C, 4.2C, 5.2C, 6.2C, 7.2C, 8.2C, 9.2C) | \$0 | \$0 | \$ |
|--|-----|-----|----|

|  |     |     |    |
|--|-----|-----|----|
| J. Other revenue ineligible as NFFS (3.2E, 4.2E, 5.2E, 6.2E, 7.2E, 8.2E, 9.2E) | \$0 | \$0 | \$ |
|--|-----|-----|----|

|   |          |          |    |
|---|----------|----------|----|
| K. FMV of high-end premiums (Line 10.1) | \$26,277 | \$29,868 | \$ |
|---|----------|----------|----|

|   |        |           |    |
|---|--------|-----------|----|
| L. All bad debt expenses from NFFS eligible revenues including but not limited to pledges, underwriting, and membership (Line 10.2) | \$-878 | \$-27,245 | \$ |
|---|--------|-----------|----|

Variance greater than 25%.

|   |     |     |    |
|---|-----|-----|----|
| M. Revenue from subsidiaries and other activities ineligible as NFFS (12.B, 12.C, 12.D) | \$0 | \$0 | \$ |
|---|-----|-----|----|

|  |     |     |    |
|--|-----|-----|----|
| N. Proceeds from spectrum auction and related revenues from line 21. | \$0 | \$0 | \$ |
|--|-----|-----|----|

|  |             |             |    |
|--|-------------|-------------|----|
| 28. <b>Total Direct Nonfederal Financial Support</b> (Line 22 less Lines 23 through 27). (Forwards to line 1 of the Summary of Nonfederal Financial Support) | \$8,566,675 | \$8,796,804 | \$ |
|--|-------------|-------------|----|

## Comments

| Comment  | Name          | Date      | Status |
|--|---------------|-----------|--------|
| FY21 had a small loss. Per CPB rules, not reporting. Will be a reconciling item. | Michael Train | 12/2/2021 | Note   |

**Schedule B WorkSheet**  
**WETA-FM (1342)**  
**Arlington, VA**

## Comments

| Comment   | Name | Date | Status |
|---|------|------|--------|
| Occupancy List<br>WETA-FM (1342)<br>Arlington, VA |      |      |        |

| Type of Occupancy | Location | Value |
|-------------------|----------|-------|
|-------------------|----------|-------|

**Schedule B Totals**  
**WETA-FM (1342)**  
**Arlington, VA**

| 2020 data | 2021 data |
|-----------|-----------|
|-----------|-----------|

|  |    |     |    |
|--|----|-----|----|
| 1. Total support activity benefiting station                                     | \$ | \$0 | \$ |
| 2. Occupancy value   |    | \$0 | \$ |
| 3. Deductions: Fees paid to the licensee for overhead recovery, assessment, etc. | \$ | \$0 | \$ |

|  | 2020 data | 2021 data |    |
|--|-----------|-----------|----|
| 4. Deductions: Support shown on lines 1 and 2 in excess of revenue reported in financial statements.         | \$        | \$0       | \$ |
| 5. Total Indirect Administrative Support (Forwards to Line 2 of the Summary of Nonfederal Financial Support) | \$        | \$0       | \$ |
| 6. Please enter an institutional type code for your licensee.  |           |           |    |

## Comments

| Comment | Name | Date | Status |
|---------|------|------|--------|
|---------|------|------|--------|

**Schedule C**  
**WETA-FM (1342)**  
**Arlington, VA**

|   | 2020 data  | Donor Code | 2021 data | Revision |
|---|------------|------------|-----------|----------|
| 1. PROFESSIONAL SERVICES (must be eligible as NFFS)   | \$0        |            | \$0       | \$       |
| A. Legal  | \$0        |            | \$0       | \$       |
| B. Accounting and/or auditing   | \$0        |            | \$0       | \$       |
| C. Engineering  | \$0        |            | \$0       | \$       |
| D. Other professionals (see specific line item instructions in Guidelines before completing)  | \$0        |            | \$0       | \$       |
| 2. GENERAL OPERATIONAL SERVICES (must be eligible as NFFS)  | \$0        |            | \$0       | \$       |
| A. Annual rental value of space (studios, offices, or tower facilities)   | \$0        |            | \$0       | \$       |
| B. Annual value of land used for locating a station-owned transmission tower  | \$0        |            | \$0       | \$       |
| C. Station operating expenses   | \$0        |            | \$0       | \$       |
| D. Other (see specific line item instructions in Guidelines before completing)  | \$0        |            | \$0       | \$       |
| 3. OTHER SERVICES (must be eligible as NFFS)  | \$0        |            | \$0       | \$       |
| A. ITV or educational radio   | \$0        |            | \$0       | \$       |
| B. State public broadcasting agencies (APBC, FL-DOE, eTech Ohio)  | \$0        |            | \$0       | \$       |
| C. Local advertising  | \$0        |            | \$0       | \$       |
| D. National advertising   | \$0        |            | \$0       | \$       |
| 4. Total in-kind contributions - services and other assets eligible as NFFS (sum of lines 1 through 3), forwards to Line 3a. of the Summary of Nonfederal Financial Support | \$0        |            | \$0       | \$       |
| 5. IN-KIND CONTRIBUTIONS INELIGIBLE AS NFFS   | \$8,446    |            | \$23,415  | \$       |
| A. Compact discs, records, tapes and cassettes  | \$0        |            | \$0       | \$       |
| B. Exchange transactions  | \$0        |            | \$0       | \$       |
| C. Federal or public broadcasting sources   | \$0        |            | \$0       | \$       |
| D. Fundraising related activities   | BS \$8,446 | BS         | \$23,415  | \$       |
| E. ITV or educational radio outside the allowable scope of approved activities  | \$0        |            | \$0       | \$       |
| F. Local productions  | \$0        |            | \$0       | \$       |
| G. Program supplements  | \$0        |            | \$0       | \$       |
| H. Programs that are nationally distributed   | \$0        |            | \$0       | \$       |
| I. Promotional items  | \$0        |            | \$0       | \$       |



|   | 2020 data | <u>Donor<br/>Code</u> | 2021 data | Revision |
|---|-----------|-----------------------|-----------|----------|
| J. Regional organization allocations of program services  | \$0       |                       | \$0       | \$       |
| K. State PB agency allocations other than those allowed on line 3(b)  | \$0       |                       | \$0       | \$       |
| L. Services that would not need to be purchased if not donated  | \$0       |                       | \$0       | \$       |
| M. Other  | \$0       |                       | \$0       | \$       |
| 6. Total in-kind contributions - services and other assets (line 4 plus line 5), forwards to Schedule F, line 1c. Must agree with in-kind contributions recognized as revenue in the AFS. | \$8,446   |                       | \$23,415  | \$       |

Variance greater than 25%.

#### Comments

| Comment | Name | Date | Status |
|---------|------|------|--------|
|---------|------|------|--------|

**Schedule D**  
**WETA-FM (1342)**  
**Arlington, VA**

|  | 2020 data | <u>Donor<br/>Code</u> | 2021 data | Revision |
|--|-----------|-----------------------|-----------|----------|
| 1. Land (must be eligible as NFFS)   | \$        |                       | \$0       | \$       |
| 2. Building (must be eligible as NFFS)   | \$        |                       | \$0       | \$       |
| 3. Equipment (must be eligible as NFFS)  | \$        |                       | \$0       | \$       |
| 4. Vehicle(s) (must be eligible as NFFS)   | \$        |                       | \$0       | \$       |
| 5. Other (specify) (must be eligible as NFFS)  | \$        |                       | \$0       | \$       |
| 6. Total in-kind contributions - property and equipment eligible as NFFS (sum of lines 1 through 5), forwards to Line 3b. of the Summary of Nonfederal Financial Support               | \$        |                       | \$0       | \$       |
| 7. IN-KIND CONTRIBUTIONS INELIGIBLE AS NFFS  | \$        |                       | \$0       | \$       |
| a) Exchange transactions   | \$        |                       | \$0       | \$       |
| b) Federal or public broadcasting sources  | \$        |                       | \$0       | \$       |
| c) TV only—property and equipment that includes new facilities (land and structures), expansion of existing facilities and acquisition of new equipment                                | \$        |                       | \$0       | \$       |
| d) Other (specify)   | \$        |                       | \$0       | \$       |
| 8. Total in-kind contributions - property and equipment (line 6 plus line 7), forwards to Schedule F, line 1d. Must agree with in-kind contributions recognized as revenue in the AFS. | \$        |                       | \$0       | \$       |

#### Comments

| Comment | Name | Date | Status |
|---------|------|------|--------|
|---------|------|------|--------|

**Schedule E**  
**WETA-FM (1342)**  
**Arlington, VA**

#### EXPENSES (Operating and non-operating)

| PROGRAM SERVICES |                               | 2020 data   | 2021 data   | Revision |
|------------------|-------------------------------|-------------|-------------|----------|
|                  | 1. Programming and production | \$1,482,763 | \$1,678,138 | \$       |
|                  | A. Restricted Radio CSG       | \$0         | \$0         | \$       |

| PROGRAM SERVICES |   | 2020 data   | 2021 data   | Revision |
|------------------|---|-------------|-------------|----------|
|                  | B. Unrestricted Radio CSG   | \$0         | \$0         | \$       |
|                  | C. Other CPB Funds  | \$0         | \$0         | \$       |
|                  | D. All non-CPB Funds  | \$1,482,763 | \$1,678,138 | \$       |
| +                | 2. Broadcasting and engineering   | \$1,166,889 | \$1,229,581 | \$       |
|                  | A. Restricted Radio CSG   | \$95,217    | \$85,537    | \$       |
|                  | B. Unrestricted Radio CSG   | \$261,801   | \$231,819   | \$       |
|                  | C. Other CPB Funds  | \$75,000    | \$0         | \$       |
|                  | D. All non-CPB Funds  | \$734,871   | \$912,225   | \$       |
| +                | 3. Program information and promotion  | \$1,184,254 | \$1,199,221 | \$       |
|                  | A. Restricted Radio CSG   | \$0         | \$0         | \$       |
|                  | B. Unrestricted Radio CSG   | \$0         | \$0         | \$       |
|                  | C. Other CPB Funds  | \$0         | \$0         | \$       |
|                  | D. All non-CPB Funds  | \$1,184,254 | \$1,199,221 | \$       |
| SUPPORT SERVICES |   | 2020 data   | 2021 data   | Revision |
| +                | 4. Management and general   | \$2,543,753 | \$2,640,859 | \$       |
|                  | A. Restricted Radio CSG   | \$0         | \$0         | \$       |
|                  | B. Unrestricted Radio CSG   | \$0         | \$0         | \$       |
|                  | C. Other CPB Funds  | \$0         | \$0         | \$       |
|                  | D. All non-CPB Funds  | \$2,543,753 | \$2,640,859 | \$       |
| +                | 5. Fund raising and membership development  | \$1,454,825 | \$1,441,268 | \$       |
|                  | A. Restricted Radio CSG   | \$0         | \$0         | \$       |
|                  | B. Unrestricted Radio CSG   | \$0         | \$0         | \$       |
|                  | C. Other CPB Funds  | \$0         | \$0         | \$       |
|                  | D. All non-CPB Funds  | \$1,454,825 | \$1,441,268 | \$       |
| +                | 6. Underwriting and grant solicitation  | \$573,240   | \$649,744   | \$       |
|                  | A. Restricted Radio CSG   | \$0         | \$0         | \$       |
|                  | B. Unrestricted Radio CSG   | \$0         | \$0         | \$       |
|                  | C. Other CPB Funds  | \$0         | \$0         | \$       |
|                  | D. All non-CPB Funds  | \$573,240   | \$649,744   | \$       |
| +                | 7. Depreciation and amortization (if not allocated to functional categories in lines 1 through 6) | \$0         | \$0         | \$       |
|                  | A. Restricted Radio CSG   | \$0         | \$0         | \$       |
|                  | B. Unrestricted Radio CSG   | \$0         | \$0         | \$       |
|                  | C. Other CPB Funds  | \$0         | \$0         | \$       |
|                  | D. All non-CPB Funds  | \$0         | \$0         | \$       |
| +                | 8. Total Expenses (sum of lines 1 to 7) must agree with audited financial statements              | \$8,405,724 | \$8,838,811 | \$       |

| PROGRAM SERVICES   | 2020 data   | 2021 data   | Revision |
|--|-------------|-------------|----------|
| A. Total Restricted Radio CSG (sum of Lines 1.A, 2.A, 3.A, 4.A, 5.A, 6.A, 7.A)   | \$95,217    | \$85,537    | \$       |
| B. Total Unrestricted Radio CSG (sum of Lines 1.B, 2.B, 3.B, 4.B, 5.B, 6.B, 7.B) | \$261,801   | \$231,819   | \$       |
| C. Total Other CPB Funds (sum of Lines 1.C, 2.C, 3.C, 4.C, 5.C, 6.C, 7.C)        | \$75,000    | \$0         | \$       |
| D. Total All non-CPB Funds (sum of Lines 1.D, 2.D, 3.D, 4.D, 5.D, 6.D, 7.D)      | \$7,973,706 | \$8,521,455 | \$       |

**INVESTMENT IN CAPITAL ASSETS**

Cost of capital assets purchased or donated

|   | 2020 data   | 2021 data   | Revision |
|---|-------------|-------------|----------|
| 9. Total capital assets purchased or donated                                      | \$242,552   | \$534,705   | \$       |
| 9a. Land and buildings  | \$167,164   | \$320,868   | \$       |
| 9b. Equipment   | \$75,388    | \$213,837   | \$       |
| 9c. All other   | \$0         | \$0         | \$       |
| <b>10. Total expenses and investment in capital assets</b> (Sum of lines 8 and 9) | \$8,648,276 | \$9,373,516 | \$       |

**Additional Information**

(Lines 11 + 12 must equal line 8 and Lines 13 + 14 must equal line 9)

|   | 2020 data   | 2021 data   | Revision |
|---|-------------|-------------|----------|
| 11. Total expenses (direct only)                        | \$8,397,278 | \$8,815,396 | \$       |
| 12. Total expenses (indirect and in-kind)               | \$8,446     | \$23,415    | \$       |
| 13. Investment in capital assets (direct only)          | \$242,552   | \$534,705   | \$       |
| 14. Investment in capital assets (indirect and in-kind) | \$0         | \$0         | \$       |

## Comments

| Comment | Name | Date | Status |
|---------|------|------|--------|
|---------|------|------|--------|

**Schedule F**  
**WETA-FM (1342)**  
**Arlington, VA**


|                         | 2021 data     | Revision      |
|-------------------------|---------------|---------------|
| <b>1. Data from AFR</b> |               |               |
| a. Schedule A, Line 22  | \$155,528,757 | \$0           |
| b. Schedule B, Line 5   | \$0           | \$0           |
| c. Schedule C, Line 6   | \$918,475     | \$0           |
| d. Schedule D, Line 8   | \$0           | \$0           |
| e. Total from AFR       | \$156,447,232 | \$156,447,232 |

**Choose Reporting Model**

You **must** choose one of the three reporting models in order to complete Schedule F. After making your selection, click the "Choose" button below, which will display your reporting model. When changing to a different reporting model all data entered in the current reporting model will be lost.

- ☐ FASB
 ☐ GASB Model A proprietary enterprise-fund financial statements with business-type activities only
 ☐ GASB Model B public broadcasting entity-wide statements with mixed governmental and business-type activities

|   | 2021 data     | Revision      |
|---|---------------|---------------|
| <b>2. FASB</b>  |               |               |
| a. Total support and revenue - without donor restrictions | \$126,971,292 | \$126,971,292 |

|  |               |               |   |
|--|---------------|---------------|---|
| b. Total support and revenue - with donor restrictions | \$29,475,645  | \$29,475,645  |    |
| c. Total support and revenue - other                   | \$0           | \$0           |  |
| d. Total from AFS, lines 2a-2c                         | \$156,446,937 | \$156,446,937 |  |

| Reconciliation   | 2021 data | Revision  |
|--|-----------|---|
| 3. Difference (line 1 minus line 2)  | \$295     | \$295  |
| 4. If the amount on line 3 is not equal to \$0, click the "Add" button and list the reconciling items. | \$295     | \$295  |

| Description                    | Amount | Revision |
|--------------------------------|--------|----------|
| FM - loss on sale of equipment | \$295  | \$       |

Comments

| Comment | Name | Date | Status |
|---------|------|------|--------|
|---------|------|------|--------|